

2.9 **Momenti d'inerzia** [Kg.cm<sup>2</sup>]  
(riferiti all'albero veloce in entrata)

2.9 **Moments of inertia** [Kg.cm<sup>2</sup>]  
(referred to input shaft)

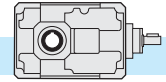
2.9 **Trägheitsmoment** [Kg.cm<sup>2</sup>]  
(bez. Antriebswelle)

**TA..B - TC..B - TF..B**

56B	i <sub>n</sub>	TA	TF				
			IEC B5				
			56	63	71	80	90
8	0.25				0.40	0.60	0.77
10	0.22		0.29		0.37	0.56	0.74
12.5	0.20		0.27	0.27	0.35	0.54	0.72
16	0.18		0.25	0.26	0.33	0.53	0.71
20	0.08		0.15	0.15	0.22	0.42	0.60
25	0.07		0.14	0.15	0.22	0.42	0.59
31.5	0.07		0.14	0.14	0.21	0.41	0.59
40	0.04		0.11	0.12	0.19	0.39	0.56
50	0.04		0.11	0.11	0.19	0.39	0.56

63B	i <sub>n</sub>	TA	TF				
			IEC B5				
			56	63	71	80	90
8	0.40		0.47	0.47	0.55	0.74	0.92
10	0.34		0.41	0.42	0.49	0.69	0.87
12.5	0.31		0.38	0.38	0.45	0.65	0.83
16	0.16		0.23	0.24	0.31	0.51	0.68
20	0.15		0.22	0.22	0.29	0.49	0.67
25	0.14		0.21	0.21	0.29	0.48	0.66
31.5	0.13		0.20	0.21	0.28	0.48	0.65
40	0.07		0.15	0.15	0.22	0.42	0.60
50	0.07		0.14	0.15	0.22	0.42	0.60
63	0.07		0.14	0.15	0.22	0.42	0.59

71B	i <sub>n</sub>	TA	TC				TF			
			IEC B5				IEC B5			
			63	71	80	90	63	71	80	90
10	0.95		1.00	1.14	1.52	1.57	1.20	1.22	1.89	2.96
12.5	0.89		0.94	1.08	1.46	1.51	1.14	1.16	1.83	2.90
16	0.85		0.91	1.05	1.43	1.47	1.11	1.12	1.80	2.87
20	0.38		0.43	0.57	0.94	0.99	0.63	0.65	1.32	2.39
25	0.36		0.41	0.55	0.93	0.98	0.61	0.63	1.31	2.37
31.5	0.35		0.40	0.54	0.92	0.97	0.61	0.62	1.30	2.36
40	0.34		0.39	0.53	0.91	0.96	0.60	0.61	1.29	2.35
50	0.19		0.22	0.36	0.74	0.79	0.44	0.46	1.14	2.20
63	0.19		0.22	0.36	0.74	0.79	0.44	0.46	1.14	2.20
80	0.19		0.22	0.36	0.74	0.79	0.44	0.46	1.13	2.20









2.9 **Momenti d'inerzia** [Kg.cm<sup>2</sup>]  
(riferiti all'albero veloce in entrata)




2.9 **Moments of inertia** [Kg.cm<sup>2</sup>]  
(referred to input shaft)

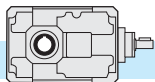
2.9 **Trägheitsmoment** [Kg.cm<sup>2</sup>]  
(bez. Antriebswelle)

**TA..B - TC..B - TF..B**

90B	i <sub>n</sub>	TA 	TC 				TF 			
			IEC B5				IEC B5			
			71	80	90	110-112	71	80	90	110-112
5*	4.36	4.77	4.94	5.31	6.15	5.22	5.35	6.53	8.70	
6.3*	3.67	4.07	4.24	4.62	5.46	4.52	4.66	5.84	8.00	
10	2.77	3.18	3.35	3.73	4.57	3.63	3.77	4.94	7.11	
12.5	2.60	3.01	3.18	3.56	4.40	3.46	3.60	4.77	6.94	
16	2.49	2.90	3.07	3.44	4.28	3.35	3.48	4.66	6.82	
20	1.16	1.53	1.70	2.08	2.92	2.02	2.16	3.33	5.50	
25	1.12	1.49	1.66	2.04	2.88	1.98	2.11	3.29	5.45	
31.5	1.09	1.46	1.63	2.00	2.84	1.94	2.08	3.25	5.42	
40	1.06	1.43	1.60	1.98	2.82	1.92	2.05	3.23	5.40	
50	0.65	0.98	1.15	1.53	2.37	1.50	1.64	2.81	4.98	
63	0.64	0.97	1.14	1.52	2.36	1.50	1.63	2.81	4.97	
80	0.63	0.97	1.14	1.51	2.35	1.49	1.62	2.80	4.97	

112B	i <sub>n</sub>	TA 	TC 				TF 			
			IEC B5				IEC B5			
			80	90	110-112	132	80	90	110-112	132
5*	12.20	13.70	13.57	14.53	17.67	14.53	14.46	16.78	30.77	
10	8.51	9.44	9.31	10.26	13.40	10.84	10.77	13.09	27.08	
12.5	7.67	8.60	8.47	9.42	12.56	10.00	9.93	12.25	26.24	
16	7.27	8.20	8.07	9.03	12.16	9.61	9.54	11.85	25.85	
20	3.62	4.46	4.33	5.29	8.43	5.96	5.89	8.20	22.20	
25	3.39	4.23	4.10	5.06	8.20	5.73	5.66	7.97	21.97	
31.5	3.29	4.13	4.00	4.95	8.09	5.62	5.55	7.87	21.86	
40	3.21	4.05	3.92	4.87	8.01	5.55	5.47	7.79	21.79	
50	1.79	2.50	2.37	3.32	6.46	4.13	4.05	6.37	20.37	
63	1.77	2.47	2.35	3.30	6.44	4.10	4.03	6.34	20.34	
80	1.75	2.46	2.33	3.28	6.42	4.08	4.01	6.33	20.32	

140B	i <sub>n</sub>	TA 	TC 						TF 					
			IEC B5						IEC B5					
			80	90	110-112	132	160	180	80	90	110-112	132	160	180
7*	29.65	30.78	30.65	30.79	33.99	38.41	41.43	31.85	34.23	34.40	49.26	51.44	96.71	
10	25.04	26.17	26.04	26.18	29.38	33.80	36.82	27.23	29.62	29.79	44.65	46.83	92.10	
12.5	22.28	23.41	23.28	23.42	26.62	31.05	34.06	24.48	26.86	27.04	41.90	44.08	89.34	
16	21.26	22.39	22.26	22.40	25.60	30.02	33.04	23.46	25.84	26.01	40.87	43.05	88.32	
20	9.17	10.13	10.00	10.14	13.34	17.76	20.78	11.37	13.75	13.92	28.78	30.97	76.23	
25	8.42	9.38	9.25	9.39	12.59	17.01	20.03	10.62	13.00	13.17	28.03	30.22	75.48	
31.5	8.14	9.10	8.97	9.11	12.31	16.73	19.75	10.34	12.72	12.90	27.76	29.94	75.20	
40	7.92	8.87	8.74	8.88	12.08	16.51	19.52	10.11	12.49	12.67	27.53	29.71	74.98	
50	4.28	4.94	4.81	4.95	8.15	12.57	15.59	6.47	8.85	9.03	23.89	26.07	71.34	
63	4.21	4.87	4.74	4.88	8.08	12.50	15.52	6.40	8.79	8.96	23.82	26.00	71.27	
80	4.15	4.81	4.68	4.82	8.02	12.44	15.46	6.35	8.73	8.91	23.77	25.95	71.21	



2.9 **Momenti d'inerzia** [Kg.cm<sup>2</sup>]  
(riferiti all'albero veloce in entrata)

2.9 **Moments of inertia** [Kg.cm<sup>2</sup>]  
(referred to input shaft)

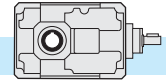
2.9 **Trägheitsmoment** [Kg.cm<sup>2</sup>]  
(bez. Antriebswelle)

**TA..B - TC..B - TF..B**

180B	i <sub>n</sub>	TA	TC					TF				
			IEC B5					IEC B5				
			100-112	132	160	180	200	100-112	132	160	180	200
10	78.24	80.83	86.51	85.51	88.42	98.81	97.86	99.23	101.41	150.52	147.05	
12.5	68.84	71.43	77.11	76.11	79.02	89.41	88.46	89.82	92.01	141.12	137.65	
16	66.22	68.81	74.49	73.49	76.40	86.79	85.84	87.20	89.38	138.50	135.03	
20	28.52	31.29	36.97	35.97	38.88	49.27	48.14	49.50	51.68	100.80	97.33	
25	25.96	26.14	31.82	30.82	33.73	44.12	45.58	46.94	49.12	98.24	94.77	
31.5	25.25	28.01	33.69	32.69	35.60	45.99	44.86	46.23	48.41	97.53	94.05	
40	24.43	27.19	32.88	31.88	34.79	45.17	44.04	45.41	47.59	96.71	93.23	
50	11.97	14.25	19.93	18.93	21.84	32.23	31.59	32.95	35.13	84.25	80.78	
63	11.80	14.07	19.75	18.75	21.66	32.05	31.41	32.78	34.96	84.08	80.60	
80	11.59	13.87	19.55	18.55	21.46	31.85	31.21	32.57	34.75	83.87	80.40	

200B	i <sub>n</sub>	TA	TC					TF					
			IEC B5					IEC B5					
			110-112	132	160	180	200	110-112	132	160	180	200	225
8	109.38	110.72	116.40	115.40	118.31	128.70	129.00	130.37	132.55	181.66	178.19	181.78	
10	95.71	97.05	102.73	101.73	104.64	115.03	115.33	116.69	118.87	167.99	164.52	168.11	
12.5	85.34	86.68	92.36	91.36	94.27	104.66	104.96	106.32	108.51	157.62	154.15	157.74	
16	79.58	80.92	86.60	85.60	88.51	98.90	99.20	100.56	102.74	151.86	148.39	151.98	
20	75.15	76.49	82.17	81.17	84.08	94.47	94.77	96.13	98.32	147.43	143.96	147.55	
25	31.37	32.88	38.56	37.56	40.47	50.86	50.98	52.35	54.53	103.65	100.17	103.76	
31.5	29.80	31.31	36.99	35.99	38.90	49.29	49.41	50.78	52.96	102.08	98.60	102.20	
40	28.59	30.11	35.79	34.79	37.70	48.09	48.21	49.57	51.75	100.87	97.40	100.99	
50	20.48	21.49	27.17	26.17	29.08	39.47	40.09	41.46	43.64	92.76	89.28	92.88	
63	20.01	21.02	26.70	25.70	28.61	39.00	39.62	40.99	43.17	92.29	88.81	92.40	

225B	i <sub>n</sub>	TA	TF				
			IEC B5				
			132	160	150	200	225
8	265.00	337.3	345.3	343.3	339.8	342.6	
10	249.31	321.6	329.6	327.6	324.1	326.9	
12.5	234.27	306.6	314.5	312.5	309.1	311.9	
16	90.92	163.2	171.2	169.2	165.7	168.5	
20	86.52	158.8	166.8	164.8	161.3	164.1	
25	82.29	154.6	162.6	160.6	157.1	159.9	
31.5	68.32	140.6	148.6	146.6	143.1	145.9	
40	64.25	136.5	144.5	142.5	139.0	141.9	







2.9 **Momenti d'inerzia** [Kg.cm<sup>2</sup>]  
(riferiti all'albero veloce in entrata)




2.9 **Moments of inertia** [Kg.cm<sup>2</sup>]  
(referred to input shaft)

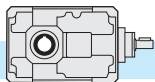
2.9 **Trägheitsmoment** [Kg.cm<sup>2</sup>]  
(bez. Antriebswelle)

**TA..C - TC..C - TF..C**

56C	i <sub>n</sub>	TA 	TF 				
			IEC B5				
			56	63	71	80	90
40	0.06	0.136	0.139	0.212	0.410	0.588	
50	0.06	0.134	0.138	0.211	0.409	0.587	
63	0.06	0.134	0.137	0.210	0.408	0.586	
80	0.06	0.133	0.137	0.210	0.408	0.585	
100	0.06	0.129	0.132	0.205	0.403	0.581	
125	0.06	0.129	0.132	0.205	0.403	0.581	
160	0.06	0.128	0.132	0.205	0.403	0.581	
200	0.06	0.127	0.131	0.204	0.402	0.580	
250	0.06	0.127	0.131	0.204	0.402	0.580	

63C	i <sub>n</sub>	TA 	TF 				
			IEC B5				
			56	63	71	80	90
40	0.07	0.142	0.145	0.218	0.416	0.594	
50	0.07	0.139	0.143	0.216	0.414	0.592	
63	0.07	0.138	0.142	0.215	0.413	0.590	
80	0.06	0.132	0.136	0.209	0.407	0.585	
100	0.06	0.132	0.135	0.208	0.406	0.584	
125	0.06	0.131	0.135	0.208	0.406	0.584	
160	0.06	0.131	0.135	0.208	0.406	0.583	
200	0.06	0.129	0.132	0.205	0.403	0.581	
250	0.06	0.129	0.132	0.205	0.403	0.581	
315	0.06	0.129	0.132	0.205	0.403	0.581	

80C	i <sub>n</sub>	TA 	TC 				TF 			
			IEC B5				IEC B5			
			63	71	80	90	63	71	80	90
50	0.90	0.95	1.09	1.47	1.52	1.15	1.17	1.84	2.91	
63	0.86	0.91	1.05	1.43	1.48	1.11	1.13	1.81	2.87	
80	0.86	0.91	1.05	1.43	1.48	1.11	1.13	1.80	2.87	
100	0.36	0.41	0.55	0.93	0.98	0.62	0.63	1.31	2.38	
125	0.35	0.38	0.52	0.90	0.95	0.61	0.62	1.30	2.37	
160	0.35	0.40	0.54	0.92	0.97	0.61	0.62	1.30	2.36	
200	0.35	0.40	0.54	0.92	0.97	0.61	0.62	1.30	2.36	
250	0.19	0.22	0.36	0.74	0.79	0.44	0.46	1.14	2.20	
315	0.19	0.22	0.36	0.74	0.79	0.44	0.46	1.14	2.20	
400	0.19	0.22	0.36	0.74	0.79	0.44	0.46	1.14	2.20	
500	0.19	0.22	0.36	0.74	0.79	0.44	0.46	1.13	2.20	
630	0.19	0.22	0.36	0.74	0.79	0.44	0.46	1.13	2.20	



2.9 **Momenti d'inerzia** [Kg.cm<sup>2</sup>]  
(riferiti all'albero veloce in entrata)

2.9 **Moments of inertia** [Kg.cm<sup>2</sup>]  
(referred to input shaft)

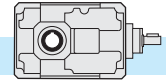
2.9 **Trägheitsmoment** [Kg.cm<sup>2</sup>]  
(bez. Antriebswelle)

**TA..C - TC..C - TF..C**

100C	i <sub>n</sub>	TA	TC				TF			
			IEC B5				IEC B5			
			71	80	90	110-112	71	80	90	110-112
50	2.68	3.08	3.25	3.63	4.47	3.53	3.67	4.84	7.01	
63	2.56	2.96	3.13	3.51	4.35	3.41	3.55	4.72	6.89	
80	2.53	2.94	3.11	3.49	4.33	3.39	3.52	4.70	6.87	
100	1.14	1.51	1.68	2.06	2.89	2.00	2.13	3.31	5.47	
125	1.10	1.47	1.64	2.02	2.86	1.96	2.10	3.27	5.44	
160	1.10	1.47	1.64	2.02	2.86	1.96	2.09	3.27	5.44	
200	1.10	1.47	1.64	2.01	2.85	1.95	2.09	3.26	5.43	
250	0.64	0.98	1.15	1.52	2.36	1.50	1.63	2.81	4.98	
315	0.64	0.97	1.14	1.52	2.36	1.50	1.63	2.81	4.98	
400	0.64	0.97	1.14	1.52	2.36	1.50	1.63	2.81	4.98	
500	0.63	0.97	1.14	1.51	2.35	1.49	1.62	2.80	4.97	
630	0.63	0.97	1.14	1.51	2.35	1.49	1.62	2.80	4.97	

125C	i <sub>n</sub>	TA	TC				TF			
			IEC B5				IEC B5			
			80	90	110-112	132	80	90	110-112	132
50	7.82	8.75	8.62	9.57	12.71	10.16	10.08	12.40	26.40	
63	7.46	8.39	8.26	9.22	12.36	9.80	9.73	12.04	26.04	
80	7.39	8.32	8.19	9.14	12.28	9.72	9.65	11.97	25.96	
100	3.44	4.28	4.15	5.10	8.24	5.77	5.70	8.02	22.01	
125	3.34	4.18	4.05	5.00	8.14	5.67	5.60	7.92	21.91	
160	3.32	4.16	4.03	4.98	8.12	5.65	5.58	7.90	21.89	
200	3.31	4.15	4.02	4.97	8.11	5.65	5.57	7.89	21.89	
250	1.78	2.49	2.36	3.31	6.45	4.11	4.04	6.36	20.35	
315	1.77	2.48	2.35	3.31	6.45	4.11	4.04	6.35	20.35	
400	1.77	2.48	2.35	3.30	6.44	4.11	4.03	6.35	20.35	
500	1.75	2.46	2.33	3.28	6.42	4.08	4.01	6.33	20.32	
630	1.75	2.46	2.33	3.28	6.42	4.08	4.01	6.33	20.32	

160C	i <sub>n</sub>	TA	TC						TF					
			IEC B5						IEC B5					
			80	90	110-112	132	160	180	80	90	110-112	132	160	180
50	23.13	24.26	24.13	24.27	27.47	31.89	34.91	25.33	27.71	27.88	42.74	44.92	90.19	
63	22.01	23.14	23.01	23.15	26.35	30.77	33.79	24.21	26.59	26.77	41.63	43.81	89.07	
80	21.76	22.89	22.76	22.90	26.10	30.52	33.54	23.96	26.34	26.51	41.37	43.56	88.82	
100	8.65	9.61	9.48	9.62	12.82	17.24	20.26	10.85	13.23	13.40	28.26	30.45	75.71	
125	8.35	9.30	9.17	9.31	12.51	16.94	19.95	10.54	12.92	13.10	27.96	30.14	75.41	
160	8.28	9.23	9.10	9.24	12.44	16.87	19.88	10.47	12.86	13.03	27.89	30.07	75.34	
200	8.26	9.21	9.09	9.22	12.42	16.85	19.87	10.46	12.84	13.01	27.87	30.05	75.32	
250	4.26	4.92	4.79	4.93	8.13	12.55	15.57	6.46	8.84	9.01	23.87	26.05	71.32	
315	4.24	4.90	4.77	4.91	8.11	12.53	15.55	6.44	8.82	9.00	23.86	26.04	71.30	
400	4.24	4.90	4.77	4.91	8.11	12.53	15.55	6.43	8.81	8.99	23.85	26.03	71.30	
500	4.17	4.83	4.70	4.84	8.03	12.46	15.48	6.36	8.74	8.92	23.78	25.96	71.23	
630	4.16	4.82	4.69	4.83	8.03	12.45	15.47	6.36	8.74	8.92	23.78	25.96	71.22	









2.9 **Momenti d'inerzia** [Kg.cm<sup>2</sup>]  
(riferiti all'albero veloce in entrata)

2.9 **Moments of inertia** [Kg.cm<sup>2</sup>]  
(referred to input shaft)

2.9 **Trägheitsmoment** [Kg.cm<sup>2</sup>]  
(bez. Antriebswelle)

**TA..C - TC..C - TF..C**

	i <sub>n</sub>	TA 	TC 						TF 					
			IEC B5						IEC B5					
			80	90	110-112	132	160	180	80	90	110-112	132	160	180
<b>180C</b>	50	23.76	24.89	24.76	24.90	28.10	32.52	35.54	25.95	28.34	28.51	43.37	45.55	90.82
	63	22.45	23.58	23.45	23.59	26.79	31.21	34.23	24.65	27.03	27.20	42.06	44.25	89.51
	80	22.17	23.30	23.17	23.31	26.51	30.93	33.95	24.37	26.75	26.93	41.79	43.97	89.23
	100	20.94	22.07	21.94	22.07	25.27	29.70	32.72	23.13	25.51	25.69	40.55	42.73	88.00
	125	8.71	9.67	9.54	9.68	12.88	17.30	20.32	10.91	13.29	13.47	28.33	30.51	75.77
	160	8.39	9.35	9.22	9.36	12.56	16.98	20.00	10.59	12.97	13.14	28.00	30.18	75.45
	200	8.05	9.01	8.88	9.02	12.22	16.64	19.66	10.25	12.63	12.81	27.67	29.85	75.11
	250	4.35	5.01	4.88	5.02	8.22	12.64	15.66	6.55	8.93	9.10	23.96	26.14	71.41
	315	4.27	4.93	4.80	4.94	8.14	12.56	15.58	6.47	8.85	9.02	23.88	26.06	71.33
400	4.18	4.84	4.72	4.85	8.05	12.48	15.50	6.38	8.76	8.94	23.80	25.98	71.25	

	i <sub>n</sub>	TA 	TC 					TF 				
			IEC B5					IEC B5				
			110-112	132	160	180	200	110-112	132	160	180	200
<b>200C</b>	40	72.31	74.90	80.58	79.58	82.49	92.88	91.93	93.29	95.47	144.59	141.12
	50	71.70	74.28	79.97	78.97	81.87	92.26	91.31	92.68	94.86	143.98	140.50
	63	71.11	73.69	79.38	78.38	81.28	91.67	90.72	92.09	94.27	143.39	139.91
	80	70.63	73.22	78.90	77.90	80.81	91.20	90.24	91.61	93.79	142.91	139.43
	100	26.74	29.50	35.19	34.19	37.09	47.48	46.35	47.72	49.90	99.02	95.54
	125	26.58	29.34	35.03	34.02	36.93	47.32	46.19	47.56	49.74	98.86	95.38
	160	26.45	29.21	34.90	33.89	36.80	47.19	46.06	47.43	49.61	98.73	95.25
	200	12.17	14.44	20.12	19.12	22.03	32.42	31.78	33.15	35.33	84.45	80.97
	250	12.13	14.40	20.09	19.08	21.99	32.38	31.74	33.11	35.29	84.41	80.93
315	12.09	14.37	20.05	19.05	21.96	32.35	31.71	33.07	35.25	84.37	80.90	